


Reception Class Newsletter




Autumn 2 - 2018



This term's Learning theme is: Starry Nights.

Possible activities, as activities will often be led by your child:

- ~ Finding out about Diwali/Bonfire Night.
- ~ Reading and discussing the firework code.
- ~ Making poppies, finding out about food rations, evacuation... in the war, visiting the Cenotaph.
- ~ Finding out about astronauts, listening to footage and watching the first moon landing.
- ~ Making a giant Saturn V rocket in our role play. Enacting the first moon landing with Neil Armstrong, Ed Aldrin and Michael Collins. Outfits, helmets, lists, grabbers, air tanks available...
- ~ Creating Mission Control with: headphones, telephones, computer screens... to develop vocabulary discussion, stories, number, interaction...
- ~ Pretending to go to the Moon.
- ~ Recording information sentences/lists of items to take to the moon through the factual event and through stories. ('What Ever Next'/'Meg on the Moon.')
- ~ Turning our role play home corner into 'Buzz Lightyear's Pizza Planet', where we will be pretending to make pizzas with different toppings, sell them and take orders.
- ~ Creating a giant pizza for the wall and making real pizzas to eat later.
- ~ Finding a test tube alien on one of our space missions. What will it be like? What will happen?
- ~ Turning the outdoor role play into Meg the Witch's Cave with: Mog the Cat, potions, witches/wizard's hats, witch's brooms, spell recipe books...
- ~ Counting and matching astronauts with numbers on their chest to rockets with the same amount of stars on. Money and real life problems linked to the role plays. One more one less with flying Buzz Lightyears. Combining groups.
- ~ 3D shape names creating rockets and reading the 3D shape race.




The Physical Development focus this half term includes:

- ~ Parachute PE to link with the rocket 'Splash down.'
- ~ Obstacle course, under, over, between, balance jump.
- ~ Using large and small equipment indoors and outdoors to develop aiming skills.

Special events and dates to remember:

- ~ Walking to the Cenotaph on Monday 12th November.
- ~ Going to the moon! Making Fizzy Vitamin C rockets, or mint Mentos and Diet Coke rockets.
- ~ Our Nativity 'Is there a Baby in There.' The performances will be on 18th December. The morning performance will be at 10.15 am and the evening performance will start at 5.30 pm.



How to help your child at home, messages:

- ~ Continue to listen to your child read; the benefits are crucial to your child's development. (Please remember to record the title in your child's reading record, so we can change your child's book if needed. Books are changed on **Thursdays** after school.)
- ~ Chant the letter formation ditties and have a go at recording letters with a 'nip, nip' pencil grip.
- ~ Help your child to read the words from the word wall and start to spell a few words.
- ~ Continue to encourage your child to dress and fasten clothing.
- ~ Have fun researching or making anything to do with our theme at home, so we can share it at school.
- ~ Please fill your child's water bottle with water only, unless there is a medical reason, if so, please

The whole Roaring Rocket Team would like to say a big thank you to you and your child. We have a brilliant Roaring Rocket class who have all settled into school so well and are ready to aim high and reach for the stars!

